

EIC VALUE FUND

Value | Quality | Growth



EIC VALUE FUND

Data as of September 30, 2021

INVESTMENT OBJECTIVE

All-Cap Value equity fund that seeks to achieve long-term capital appreciation.

FUND STRATEGY

With an investment approach that dates back to 1986, EIC implements a value discipline to investing and believes the key to long-term investment success is avoiding serious losses. EIC looks for high-quality companies selling below their value as an ongoing business. This has led to lower volatility versus the broader market. To that end, we use a highly disciplined investment process that helps us to identify and avoid value traps. Our culture of independent thinking is part of the approach that provides the flexibility to invest where value leads, regardless of capitalization size.

Class	Ticker	CUSIP
Class A	EICVX	360873293
Class C	EICCX	360873285
Class I	EICIX	360873277

TOP 10 EQUITY HOLDINGS*

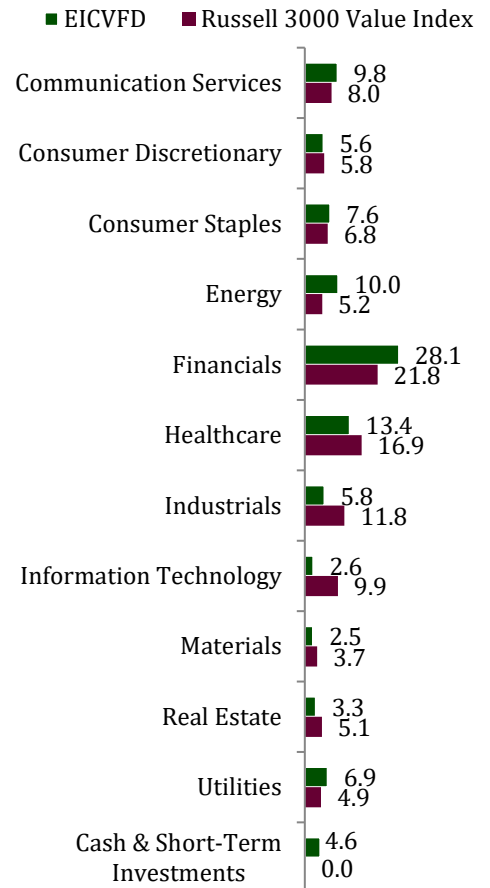
GlaxoSmithKline plc SP ADR	4.3%
Wells Fargo & Co	4.1%
Verizon Communications Co	3.8%
AT&T Inc	3.4%
PNC Financial Services	3.3%
Dollar Tree Inc	3.2%
Exelon Corp	3.1%
The Williams Companies Inc	3.0%
General Dynamics Corp	3.0%
Ingredion Inc	3.0%

PORTFOLIO STATISTICS**

Average Market Cap (mo-end)	\$53.8
Price/Earnings Ratio (TTM)	16.1x
Beta	0.8
Standard Deviation	±12.2

**Since inception as of 9/30/21. See below for definitions. Data Source: Morningstar DirectSM

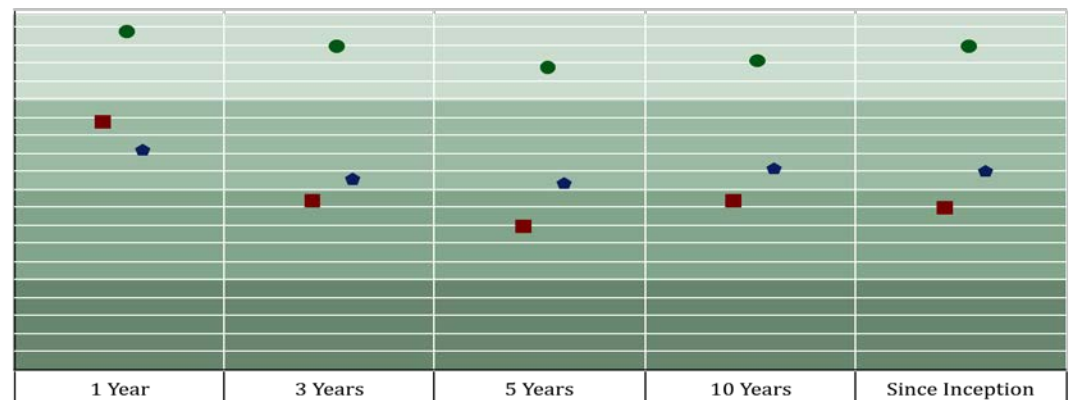
SECTOR WEIGHTINGS*



*Holdings and sector weightings are subject to change at any time. Data Source: Morningstar DirectSM

Downside Capture Rank Relative to Large-Cap Value Peer Group

1st to 25th Percentile 26th to Median 51st to 75th Percentile 76th to 100th Percentile



● EICIX ■ Russell 3000® Value ● US Large Value Category Avg

Class I shares ranking in the Open-End US Fund Large-Value category based on down capture ratios for periods ended September 30, 2021. Data Source: ©Morningstar 2021. All Rights Reserved. The data and analyses herein does not constitute investment advice; is provided solely for informational purposes; is not an offer to buy/sell a security; and is not warranted to be correct, complete or accurate. Morningstar is not responsible for any trading decisions, damages or losses resulting from, or related to, the data and analyses or their use.

PORTFOLIO

MANAGEMENT TEAM

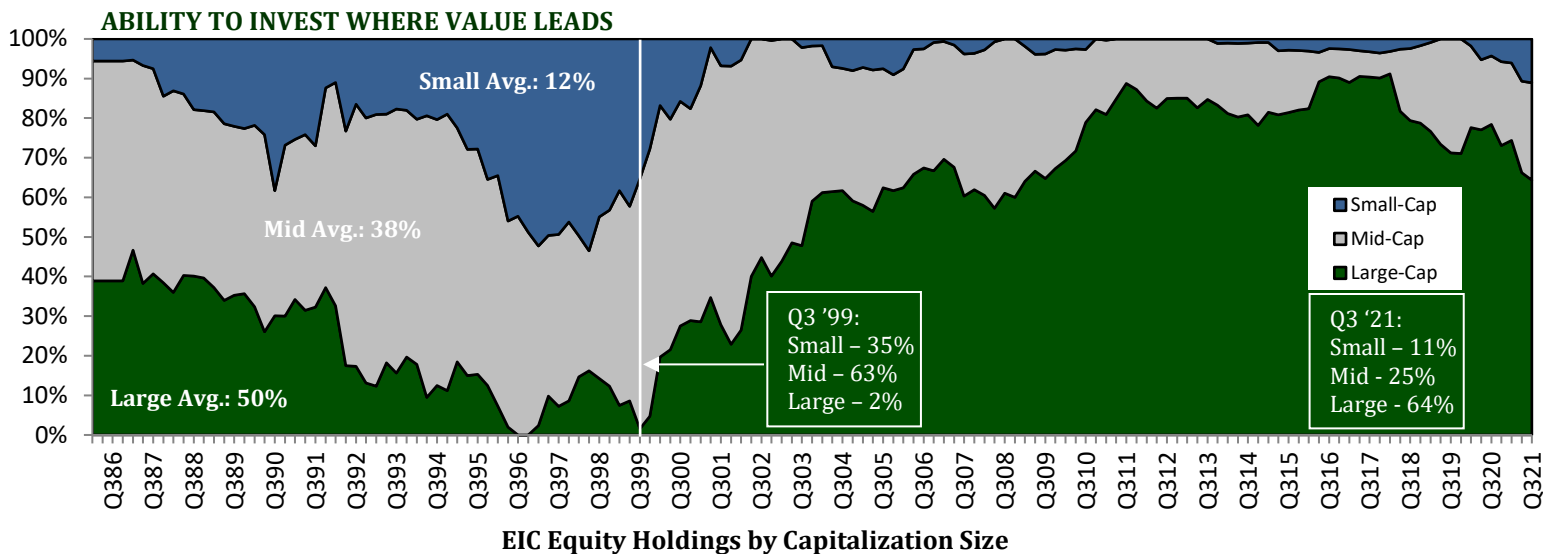
(Industry Experience)

W. Andrew Bruner (30 years)
R. Terrence Irrgang (40 years)
Ian Zabor (21 years)

FUND INFORMATION

Inception 4/29/11
Investment Minimum \$2,500
Number of Holdings 41

Definition of Terms: Average Market Capitalization is the geometric mean of the market capitalization for all of the stocks in the portfolio. Price/Earnings Ratio is the ratio for valuing a company that measures its current share price relative to its per-share earnings for the past 12 months. Beta is a measure of the volatility, or systematic risk, of a portfolio in comparison to the benchmark. Standard Deviation is a measure of the dispersion of monthly performance from its mean. The wider the performance range, the higher the standard deviation.



This chart illustrates EIC's primary adherence to a value discipline and how this allows for changing capitalization exposure over time. The values shown reflect the percentage of small-, mid-, and large-capitalization stocks in a representative All-Cap Value portfolio since inception in 1986. EIC uses the capitalization classifications defined by the Russell Corporation and reconstituted annually in May. EIC Value Fund capitalization exposure may vary from that of the representative portfolio. Market capitalization percentages may not equal 100% due to rounding conventions.

Performance (through September 30, 2021)

	Q3 2021	YTD 2021	2020	2019	2018	1 Yr	3 Yr	5 Yr	10 Yr	Since Inception
EICIX*	0.24%	21.86%	4.25%	22.66%	-7.70%	41.13%	11.57%	11.34%	11.16%	9.75%
Russell 3000 Value	-0.93%	16.58%	2.87%	26.26%	-8.58%	36.64%	9.94%	10.94%	13.48%	10.61%
EICVX**	-5.34%	14.89%	-1.71%	15.66%	-12.94%	33.02%	9.22%	9.82%	10.27%	8.94%
EICVX (NAV)	0.18%	21.59%	4.00%	22.35%	-7.87%	40.77%	11.31%	11.06%	10.89%	9.53%
Russell 3000 Value	-0.93%	16.58%	2.87%	26.26%	-8.58%	36.64%	9.94%	10.94%	13.48%	10.82%
EICCX***	-1.06%	19.94%	2.22%	20.42%	-9.47%	38.67%	10.45%	10.22%	10.05%	9.01%
EICCX (NAV)	-0.06%	20.94%	3.20%	21.42%	-8.64%	39.67%	10.45%	10.22%	10.05%	9.01%
Russell 3000 Value	-0.93%	16.58%	2.87%	26.26%	-8.58%	36.64%	9.94%	10.94%	13.48%	11.45%

*Returns for Class I shares; annualized since inception performance beginning April 30, 2011.

**Returns for Class A shares (w max sales load 5.50%); annualized since inception performance beginning May 19, 2011.

***Returns for Class C shares (w CDSC 1%); annualized since inception performance beginning July 18, 2011.

Performance for periods longer than one year is annualized. Performance data quoted represents past performance; past performance does not guarantee future results. The investment return and principal value of an investment will fluctuate so that an investor's shares, when redeemed, may be worth more or less than their original cost. Short term performance, in particular, is not a good indication of the fund's future performance, and an investment should not be made based solely on returns. Current performance of the fund may be lower or higher than the performance quoted. Performance data current to the most recent month end may be obtained by calling 1-877-342-0111.

Active shares classes are A, I and C:

◆ A shares (EICVX) - \$2,500 minimum investment; total expense ratio is 1.33%; net expense ratio is 1.19%. Maximum front-end sales charge is 5.50%. (NAV purchases at \$1,000,000.)

◆ I shares (EICIX) - \$100,000 minimum investment; total expense ratio is 1.08%; net expense ratio is 0.94%.

◆ C shares (EICCX) - \$2,500 minimum investment; total expense ratio is 2.08%; net expense ratio is 1.94%. Contingent Deferred Sales Charge (CDSC) is 1%.

◆ The Fund charges a redemption fee of 2.00% on proceeds redeemed within 30 days of their acquisition. The redemption fee will be calculated as a percentage of the NAV of total redemption proceeds.

The Adviser has contractually agreed to waive and/or reimburse certain fees and expenses until August 31, 2022. Furthermore, the Adviser may be reimbursed under certain limitations fees and expenses within a three-year period that were waived or reimbursed. This is reflected in the net expense ratio. Where the gross and net expense ratios for a Fund are the same, EIC was not limiting expenses as of the date in the prospectus.

All investors should consider the investment objectives, risks, charges and expenses of the Fund carefully before investing. A prospectus with this and other information about the fund may be obtained by calling 1-855-430-6487, or by visiting our website at www.eicvalue.com. Please read the prospectus carefully before investing.

Risk Considerations: All mutual fund investing involves risk, including possible loss of principal. A value-oriented investment approach is subject to the risk that a security believed to be undervalued does not appreciate in value as anticipated. There can be no guarantee that the EIC Value Fund's investment strategy will be successful.

London Stock Exchange Group plc ("LSE Group") is the source and owner of FTSE Russell index data. FTSE Russell is a trading name of certain of the LSE Group companies. "Russell" is a trade mark of the relevant LSE Group companies and is used by any other LSE Group company under license. All rights in the FTSE Russell indexes or data vest in the relevant LSE Group company which owns the index or the data. Neither LSE Group nor its licensors accept any liability for any errors or omissions in the indexes or data and no party may rely on any indexes or data contained in this communication. No further distribution of data from the LSE Group is permitted without the relevant LSE Group company's express written consent. The LSE Group does not promote, sponsor or endorse the content of this communication. FTSE Russell Index information is sourced from S&P Global Market Intelligence.

Shares of the EIC Value Fund are distributed by Foreside Funds Distributors LLC, not affiliated with EIC. EIC DOC# 21102001